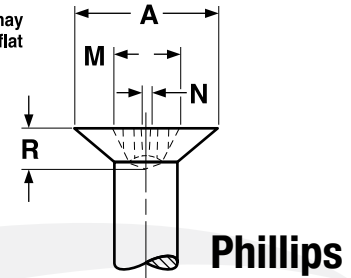
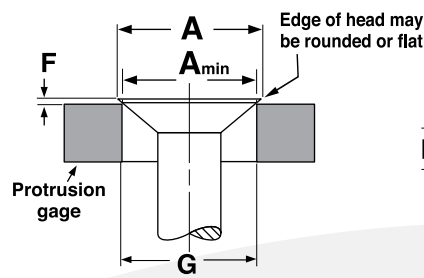
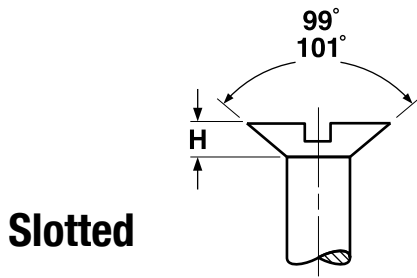


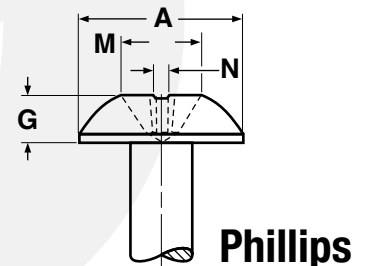
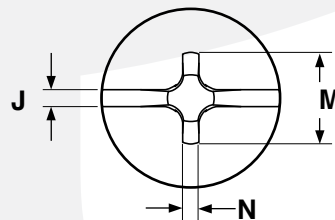
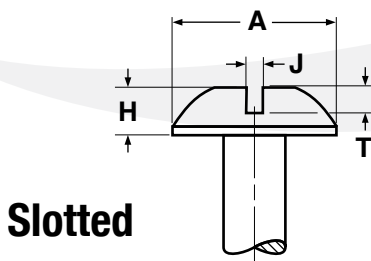
**100° Flat
Combo Truss**

Head Dimensions

Machine Screws



FLAT HEAD 100° FOR MACHINE SCREWS														ASME B18.6.3-2002	
Nominal Size	A		H		J		T		M	R	N	F		G	Phillips Driver Size
	Head Dimensions				Slot Dimensions				Recess Dimensions			Protrusion Above Gaging Diameter		Gaging Diameter	
	Diameter		Height		Width		Depth		Diam.	Depth	Width	Max	Min		
	Max	Min	Max	Min	Max	Min	Max	Min	Ref	Ref	Ref	Max	Min		
0	.112	.095	.026	.019	.023	.016	.013	.008	.054	.027	.013	.020	.012	.074	0
2	.162	.142	.037	.029	.031	.023	.019	.012	.088	.048	.012	.022	.014	.121	1
4	.212	.188	.049	.039	.039	.031	.024	.017	.110	.070	.018	.025	.016	.167	1
6	.262	.235	.060	.049	.048	.039	.030	.022	.148	.074	.027	.028	.017	.214	2
8	.312	.282	.072	.060	.054	.045	.036	.027	.162	.090	.028	.031	.019	.261	2
10	.362	.329	.083	.070	.060	.050	.042	.031	.178	.104	.030	.034	.021	.307	2
12	.438	.375	.095	.080	-	-	.050	.039	-	-	-	.037	.023	-	3
1/4	.477	.437	.110	.094	.075	.064	.055	.042	.240	.124	.033	.040	.025	.415	3
5/16	.597	.550	.138	.118	.084	.072	.069	.053	.310	.157	.053	.047	.030	.526	4



COMBINATION DRIVE TRUSS HEADS FOR MACHINE SCREWS														ASME B 18.6.3-2002	
Nominal Size	A		H		J		T		M	G	N	Recess Penetration Gaging Depth		Phillips Driver Size	
	Head Diameter		Height of Head		Width of Slot		Depth of Slot		Dimensions of Recess			Max	Min		
	Max	Min	Max	Min	Max	Min	Max	Min	Diameter	Depth	Width				
	Ref	Ref	Ref	Ref	Ref	Ref	Ref	Ref	Ref	Ref	Ref				
4	.257	.241	.069	.059	.039	.031	.040	.027	.105	.060	.018	.062	.044	1	
6	.321	.303	.086	.074	.048	.039	.050	.033	.151	.071	.027	.073	.048	2	
8	.384	.364	.102	.088	.054	.045	.058	.040	.166	.086	.029	.088	.063	2	
10	.448	.425	.128	.113	.060	.050	.068	.048	.181	.102	.030	.104	.079	2	
12	.511	.487	.134	.118	.067	.056	.077	.055	.241	.115	.032	.111	.086	3	
1/4	.573	.546	.150	.133	.075	.064	.087	.063	.256	.130	.033	.126	.101	3	